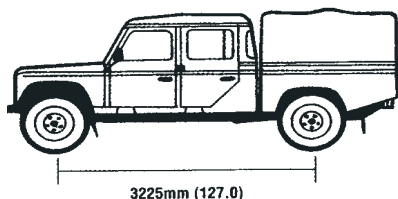


DEFENDER I30 2004 MODEL YEAR



3225mm (127.0)

ENGINE

2.5 LITRE 300 Tdi TURBO DIESEL

2495 cc Turbocharged & Intercooled Direct Injection 4 Cylinder Diesel
Compression Ratio 19.5:1
Maximum Torque 265 Nm (195 lb ft) @ 1800 rpm
Maximum Power 83 kW (111.3 bhp) @ 4000 rpm

2.5 LITRE Td5 TURBO DIESEL

2498 cc Turbocharged & Intercooled Direct Injection 5 Cylinder Diesel
Compression Ratio 19.5:1
Maximum Torque 300 Nm (226 lb ft) @ 1950 rpm
Maximum Power 90 kW (122 bhp) @ 4200 rpm

TRANSMISSION

Permanent 4 Wheel Drive, Lockable Centre Differential
Single Plate Clutch Hydraulic Actuation
R380 Five Speed All Synchronmesh Gear Box
2 Speed High & Low Range Transfer Box

STEERING

Worm and Roller Steering Box (Power Assisted)
Hydraulic Steering Damper, Front and Rear Anti-Roll Bar

SUSPENSION

Live Axles, Coil Springs, Front and Rear (F&R)
Dual Rate Coil Springs Front, Single Rate Coil Springs plus co-axial Helper Springs Rear
Telescopic Hydraulic Shock Absorbers, Fully Floating Hubs
Front Axle Location by Radius Arms, Panhard Rod
Rear Axle Location by Radius Arms, A Frame

BODY & CHASSIS

Birmabright Aluminium Body Panels
Steel Door Frames and Bulkhead
Steel Ladder Frame Chassis

ELECTRICAL SYSTEM

12 Volt Negative Earth, Maintenance Free Battery
Tdi-72 amp/hr, Td5-100 amp/hr
65 Amp Alternator on Tdi/120 Amp Alternator on Td5
Alarm Frequency 315 mHz

BRAKES

Hydraulic Servo Assisted Dual Circuit Disc Brakes All Round
Cable Operated Transmission Parking Brake

STANDARD FEATURES AND SELECTED OPTIONS

Interior

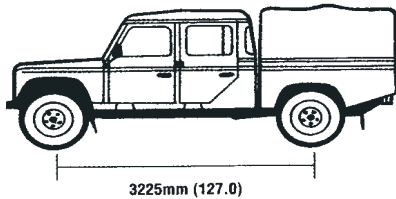
Air Conditioning
Immobiliser /Alarm
Laminated Windscreen
Canvas Hood
Heater Demister to Front Screen
Front Centre Seat
Centre Storage Cubby Box
Centre Storage Tray
Twill Vinyl Seats
Cloth Seats
Rake adjustable Front Outer Seats With Head Restraints
Front Outer Inertia Reel Seat Belts
Rear Seat Belts
Interior Courtesy Light / Analogue Clock
Land Rover Radio / Cassette / Front 2 Speakers
Central Door Locking
Electric Front Windows
Tinted Glass

Double Cab Pick-Up

O
O
S
S
S
O
O
S
S
S
S
S
S
O
O
O
O
O

S = Standard, O = Factory option, A = Accessory (dealer fit), N/A = Not Available, NCO = Non-cost Option

DEFENDER I30 2004 MODEL YEAR



■ STANDARD FEATURES AND SELECTED OPTIONS - CONTINUED ■

Exterior

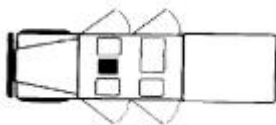
Double Cab Pick-Up

Towing Equipment Plus Electrics	O
Michelin XZL 7.50 x 16 Tyres	S
Bonnet Mounted Spare Wheel (Td5 = Bulkhead Mounted Spare)	S
Quartz Halogen Headlamps, Rear Fog Lamp and Reversing Lamp	S
Side Steps	O
Deformable Wheel Arch Eyebrows	S
Front Mud Flaps	O
Rear Mud Flaps	S
Front Under Ride Protection Bar	O
Lockable Fuel Filler Cap	S
Two Speed Wipers with Intermittent Wipe and Programmed Wash/Wipe	S
Black/Micatallic/Metallic Paint	O

■ WEIGHTS AND MEASURES ■

Kerb Weight (Kg)	2086	Tdi / 2117-2286	Td5
Payload (Kg)	1414	Tdi / 1214-1383	Td5
Gross Vehicle Weight (Kg)		3500	
Towing: Unbraked Trailer (Kg) On -road/Off-road		750/500	
Towing: Over Run Braked Trailer (Kg) On -road/Off-road		3500/1000	
Towing: 4 Wheel Trailer with Coupled Brakes (Kg) On -road/off-road		3500/1000	
Dimensions (Length) (Width) (Height) (mm)		5130 x 1790 x 2076	
Shipping Cube (cubic metres)		19.06	
Minimum Kerb to Kerb Turning Radius (m)		7.54	
Wheel Base (mm)		3226	
Maximum Gradient (degrees)		45	
Approach Angle (degrees)		50	
Departure Angle (degrees)		34	
Ramp Break Over Angle (degrees)		155	
Minimum Ground Clearance (unladen) (mm)		215	
Wading Depth (mm)		500	
Fuel Tank Capacity (litres)		75	
Standard Wheel Size		6.50Lx16	
Standard Tyre Size		750R16	
Number of Seats Standard/Optional		5/6	
Ave. Fuel Consumption (mpg/l/100km)		Tdi = 27.9 (10.1) and Td5 = 26.2 (10.8)	

■ SEATING ARRANGEMENTS ■



Details correct at time of going to print. We reserve the right to make alterations without notice. Based on Land Rover ROW vehicle specification 905 (LHD) & 906 (RHD). ©Copyright Conrico International August 2003.